



Heysea Yacht Group Limited

Website: www.heyseayachts.com

Email: sales@heysea.com

HeySea




ZOOM 76

—Built by Heysea



MAXIMIZED SPACE SUPREME COMFORT

Introduced in 2015 Heysea's Zoom series is designed for maximum space and comfort. Easily recognizable by their axe bow the series offers interior volume considerably larger than conventional bowed yachts of the same length. The modern hull shape reduces roll making onboard life more comfortable both while cruising and at anchor.

Extensive use of glass allows for natural light in the cabins and a marvelous view on the ocean. With a nearly 360-degree unobstructed view and no additional structures inside the walls the series' open and light main decks are a perfect combination of luxury and comfort. Be it a hot summer day in the Mediterranean Sea or cruising through the cold fjords of Norway the Zoom series' glass superstructure ensure the ultimate comfort while guests marvel at breathtaking landscapes. The Zoom series brings yachting to another level connecting people and the ocean in a way unseen in yachts of this size. Both yachts of the series (60ft and 76ft) are built from composite material and are highly customizable fulfilling every owner's dream.



ZOOM 76

—Built by Heysea

ZOOM76





Aftdeck
An excellent extension
to the main deck

Flybridge
Sunbathing, dining
and relaxation.

Foredeck Island
Expansive couch area

PROFILE VIEW

Featuring a fully customizable flybridge, an innovative aft deck bar/galley arrangement, and the signature foredeck island of the Zoom series, the yacht offers a diverse array of outdoor spaces for its guests. Inside, a naturally lit and open interior, achieved through well-placed mirrors and large windows, immerses guests in the beauty of nature, especially as they sail into the sunset.





MAIN DECK

Acting as indoor living and dining area, Zoom 76's main deck is the perfect combination of comfort and class. Featuring a fully equipped galley and bar, dining area and couches providing rich space for eight guests the 360-degree view will draw equally as many views as the massive TV.









LOWER DECK

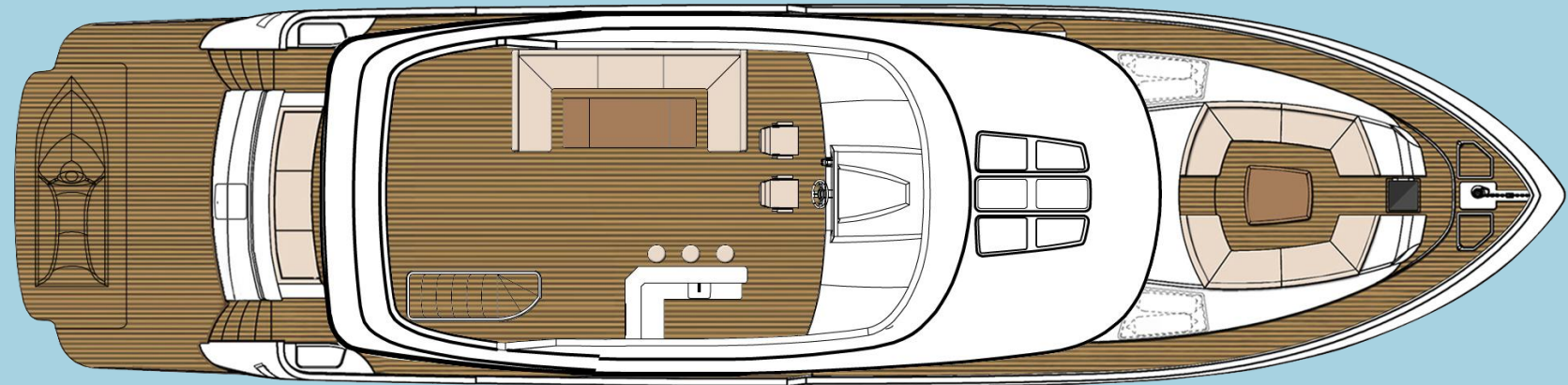
Featuring a full beam ensuite owner's and VIP cabin, Zoom 76's lower deck provides space for six to eight guests (depending on configuration).

Embodying Zoom's aim for openness and maximization of space and comfort all cabins are light and spacious.

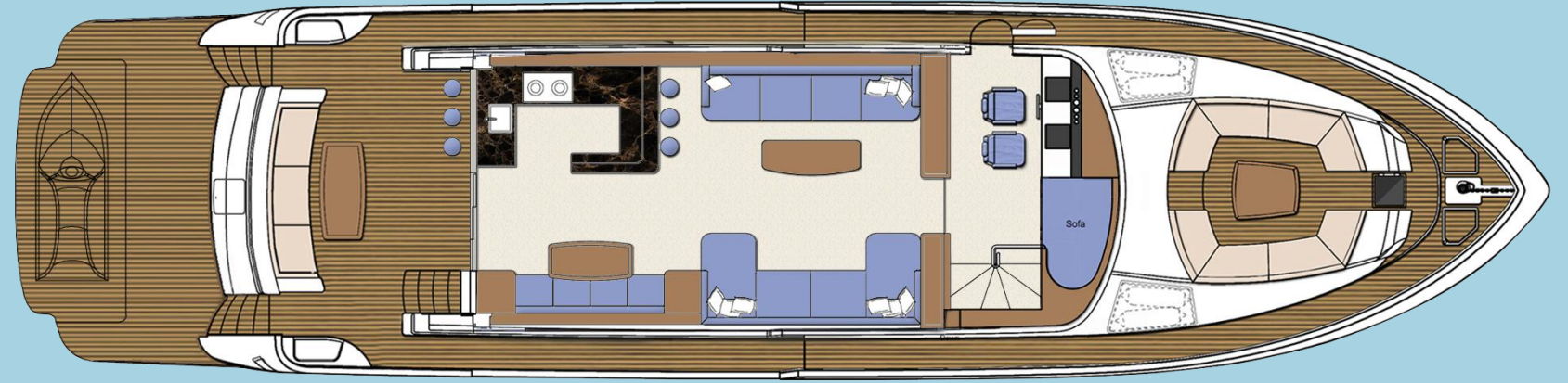




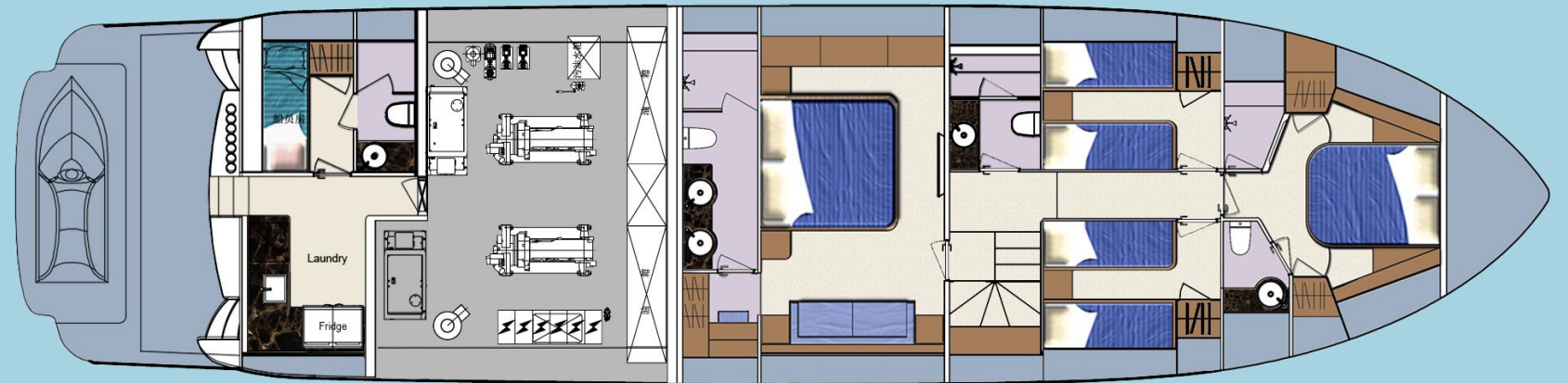
FLYBRIDGE



MAIN DECK



LOWER DECK



ZOOM 76

SPECIFICATION

| | |
|----------------------------------|------------------|
| Length overall: | 23.28m |
| Beam: | 5.8m |
| Draft: | 1.14m |
| Displacement [full load]: | 59.6t |
| Max speed: | 21kn |
| Main engine: | Volvo 1000hp x 2 |
| Range: | 700NM @10kn |
| Fuel capacity: | 4000l |
| Freshwater capacity: | 1000l |

